

eclipse series

BUILT-IN KITCHEN APPLIANCES



BIG ON STYLE

The Euromaid Eclipse Series offers efficient, multi-use appliances along with on-trend dark kitchen aesthetics and the latest in cutting-edge cooking technology.

The collection of ovens and cooktops suit homeowners searching for both value and quality in their kitchen. For those looking for cooking capacity without compromising style or space, the Eclipse Series' contemporary kitchen appliances are the perfect choice!





BUILT-IN OVENS

The Eclipse Series of built-in ovens is great for both beginners and budding chefs alike. With the option of 5, 8 or 13 functions, plus a pyrolytic and double oven to choose from, this range is great for no-fuss cooking and cleaning when entertaining family and friends.

FUNCTIONS

The Eclipse Series' built-in ovens feature an array of advanced functions including 3D Cook, Eco, Pizza and Keep Warm. These functions allow for consistent and efficient cooking results every time. Other functions like Steam Clean and Pyro Clean, make it easy and convenient to prepare various dishes with easy clean-up and little fuss.



FULL GRILL

Radiant heat is generated from both the grill and top element to quickly brown food, ideal for toasting or grilling larger cuts of meat.



HALF GRILL

Heat from the grill element only is generated to toast or brown smaller amounts of food.



FULL GRILL WITH FAN

Heat from both the grill and top element is generated to achieve browning, whilst the fan circulates hot air to ensure even cooking.



HALF GRILL WITH FAN

Heat is generated from the grill element only and circulated by the fan, best for even cooking and browning small amounts of food.



CONVENTIONAL

Food is heated simultaneously from the top and bottom elements, suitable for cooking a variety of foods.



FAN ASSIST

Hot air heated by the top and bottom elements is evenly distributed throughout the oven by the fan.



PIZZA

The fan circulates heat generated from the bottom element throughout the oven, perfect for a crispy pizza base.



BASE HEAT

Uses heat from the bottom element only, without the fan, suitable for delicate baking of food such as pastries and tarts.



BASE HEAT / STEAM CLEAN

Uses heat from the bottom element only. When used with water, it will generate steam to help break down food residue for easy cleaning.



PYRO CLEAN

Uses high oven temperatures to reduce food residue to ash for easier cleaning.



KEEP WARM

Provides a constant low heat to keep food warm after cooking, or to warm plates and dishes before serving.



DEFROST

The fan circulates air around the food without any heat to thaw frozen foods or cool cooked food faster.



FAN FORCED

Hot air heated by the rear element is evenly distributed throughout the oven by the fan, for consistent results every time.



3D COOK / RAPID PREHEAT

This premium function activates all elements plus the fan to distribute heat faster and more evenly, great for roasting or rapidly pre-heating.



ECO

Can be used to save power when cooking using the Fan Forced function.



LIGHT

The light illuminates the oven cavity, making manual cleaning simple and easy to do.



BOOSTER / RAPID PREHEAT

This function can be used to help reach the desired temperature faster by activating all elements during the preheat stage.

FEATURES

Our built-in ovens offer the latest in cutting-edge cooking technology and are not only versatile, but also class-leading in capacity. A variety of user-friendly features are available such as soft-close and triple-glazed doors, as well as telescopic shelves, which make entertaining and cooking great food easy and convenient.



82L CAPACITY

Large 82L capacity means more space, great for cooking multiple dishes.



94L CAPACITY

Class-leading extra large 94L capacity makes entertaining a breeze.



42L + 82L CAPACITY

Double oven with extra space makes for flexibility when cooking multiple dishes.



STEAM CLEAN

Generates steam to breakdown food residue that can easily be cleaned away.



PYRO CLEAN

Using high oven temperatures to reduce food residue to ash.



3D COOK

This premium feature utilises all elements plus fan to distribute heat fast and more evenly.



RAPID HEAT UP

Can be used to help the oven reach the desired temperature faster.



PROGRAMMABLE DIGITAL TIMER

Set your oven start and end time with the easy to use programmable timer.



5 SHELF POSITIONS

Great flexibility when cooking multiple dishes.




6 SHELF POSITIONS

Ultimate flexibility when cooking a multitude of dishes for friends and family.



TELESCOPIC SHELF

Allows you to effortlessly glide heavy baking trays in and out of the oven.



DEEP DISH BAKING TRAY

Additional 60mm deep dish accessory, great for roasting meat and vegetables.



SOFT CLOSE DOOR

This premium feature allows the door to close gently and quietly with an effortless motion.



TWIN OVEN LIGHTS

See the progress of your cooking clearly with twin lights. Conveniently located for maximum illumination.



TRIPLE GLAZED DOOR

Contains the heat which means better energy efficiency and keeps the outside glass cooler for greater safety.



10 AMP PLUG

Easy installation, simply plug into any domestic socket to start using your oven.



60CM 5 FUNCTION BUILT-IN OVEN EKM5S

- 82L capacity
- 5 functions: Grill, Fan Grill, Fan Forced, Defrost, Light
- Stainless steel finish
- Automatic cooking timer
- 5 shelf positions
- Closed door grilling
- Removable triple glazed door
- Smooth flush mount inner glass door
- Easily removable side racks
- Cavity cooling fan
- 10A plug



82L CAPACITY 5 SHELF POSITIONS TRIPLE GLAZED DOOR 10 AMP PLUG



60CM 5 FUNCTION BUILT-IN OVEN EKD5B

- 82L capacity
- 5 functions: Grill, Fan Grill, Fan Forced, Defrost, Light
- Black glass finish
- Touch control timer with white LED display
- 5 shelf positions
- Closed door grilling
- Removable triple glazed door
- Smooth flush mount inner glass door
- Easily removable side racks
- Cavity cooling fan
- 10A plug



82L CAPACITY PROGRAMMABLE DIGITAL TIMER 5 SHELF POSITIONS TRIPLE GLAZED DOOR 10 AMP PLUG

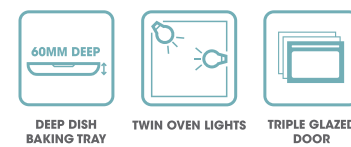


60CM 8 FUNCTION BUILT-IN OVEN EKD8B

- 94L capacity
- 8 functions: Full Grill, Half Grill with Fan, Conventional, Fan Assist, Fan Forced, 3D Cook / Rapid Preheat, Base Heat / Steam Clean, Defrost
- Black glass finish
- Touch control timer with white LED display
- 6 shelf positions
- Deep dish baking tray
- Closed door grilling
- Twin oven lights
- Removable triple glazed door
- Easily removable side racks
- Cavity cooling fan



94L CAPACITY 3D COOK STEAM CLEAN PROGRAMMABLE DIGITAL TIMER 6 SHELF POSITIONS



DEEP DISH BAKING TRAY TWIN OVEN LIGHTS TRIPLE GLAZED DOOR

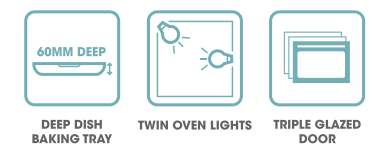


60CM 8 FUNCTION BUILT-IN OVEN EKD8W

- 94L capacity
- 8 functions: Full Grill, Half Grill with Fan, Conventional, Fan Assist, Fan Forced, 3D Cook / Rapid Preheat, Base Heat / Steam Clean, Defrost
- White glass finish
- Touch control timer with white LED display
- 6 shelf positions
- Deep dish baking tray
- Closed door grilling
- Twin oven lights
- Removable triple glazed door
- Easily removable side racks
- Cavity cooling fan



94L CAPACITY 3D COOK STEAM CLEAN PROGRAMMABLE DIGITAL TIMER 6 SHELF POSITIONS



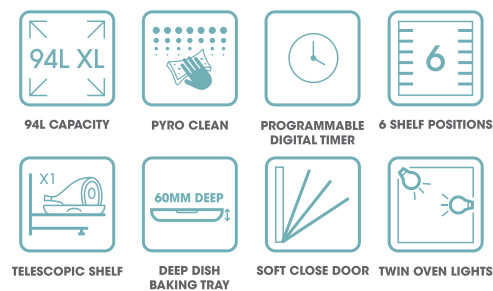
DEEP DISH BAKING TRAY TWIN OVEN LIGHTS TRIPLE GLAZED DOOR

OVENS



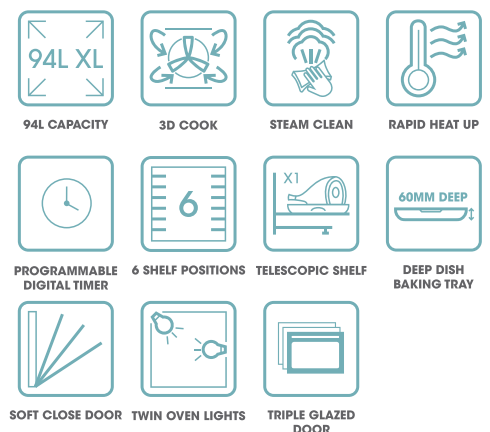
60CM 8 FUNCTION PYROLYTIC BUILT-IN OVEN EKDP8B

- 94L capacity
- 8 functions: Grill, Fan Grill, Conventional, Fan Assist, Fan Forced, Base Heat, Pyro Clean, Keep Warm
- Black glass finish
- Full-touch control timer with white LED display
- 6 shelf positions
- 1 telescopic shelf
- Deep dish baking tray
- Pyrolytic braided oven seal
- Soft close door
- Closed door grilling
- Twin oven lights
- Easily removable side racks
- Cavity cooling fan



60CM 13 FUNCTION FULL-TOUCH BUILT-IN OVEN ETD13B

- 94L capacity
- 13 functions: Full Grill, Half Grill, Full Grill with Fan, Conventional, Fan Assist, Fan Forced, 3D Cook / Rapid Preheat, Eco, Pizza, Base Heat / Steam Clean, Keep Warm, Defrost, Booster / Rapid Preheat
- Black glass finish
- Full-touch control timer with white LED display
- 6 shelf positions
- 1 telescopic shelf
- Deep dish baking tray
- Soft close door
- Closed door grilling
- Twin oven lights
- Removable triple glazed door
- Easily removable side racks
- Cavity cooling fan

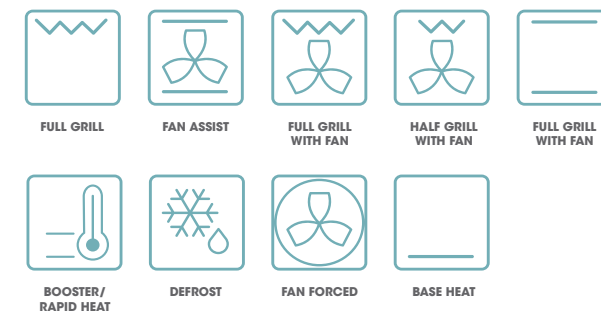


OVENS



75CM 9 FUNCTION FULL-TOUCH BUILT-IN OVEN ETD75B

- 9 functions: Full Grill, Half Grill with Fan, Full Grill with Fan, Conventional, Fan Assist, Fan Forced, Base Heat / Steam Clean, Defrost, Booster / Rapid Preheat
- 85L capacity
- Black glass finish
- Touch-control programmable timer
- White LED display
- 1 Telescopic shelf
- 5 shelf positions
- Closed door grilling
- Removable triple glazed door
- Easily removable side racks
- Cavity cooling fan



60CM 4 + 8 FUNCTION BUILT-IN DOUBLE OVEN EKDO84B

- 42L capacity (top) + 82L capacity (main)
- 4 functions (top): Full Grill, Half Grill, Conventional, Base Heat
- 8 functions (main): Full Grill, Half Grill with Fan, Conventional, Fan Assist, Fan Forced, 3D Cook / Rapid Preheat, Base Heat / Steam Clean, Defrost
- Black glass finish
- Touch control timer with white LED display
- 4 shelf positions (top) + 5 shelf positions (main)
- 1 telescopic shelf
- Deep dish baking tray
- Closed door grilling
- Removable triple glazed doors
- Easily removable side racks
- Cavity cooling fan



OVENS



90CM 10 FUNCTION FULL-TOUCH BUILT-IN OVEN ETD90B

10 functions: *Full Grill, Half Grill, Full Grill with Fan, Conventional, Fan Assist, Fan Forced, 3D Cook, Pizza, Defrost, Rapid Preheat, Light*

94L capacity

110L capacity

Black glass finish

Touch-control programmable timer

White LED display

1 Telescopic shelf

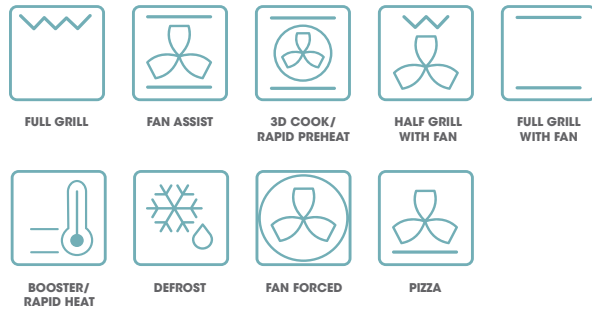
4 shelf positions

Closed door grilling

Removable triple glazed door

Easily removable side racks

Cavity cooling fan



REMOVABLE TRIPLE GLAZED DOOR

Having three layers of glass keeps as much heat in the oven as possible, improving energy efficiency. This also means that the outside glass is cooler to touch for greater safety.

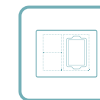
CERAMIC & INDUCTION COOKTOPS

The Eclipse Series cooktop range includes ceramic, induction and Multi-Flex induction options. This stylish range is the perfect choice for buyers seeking modern design and functionality in both 60cm and 90cm sizes. For the ultimate in cooking flexibility, a teppanyaki plate is available as an optional extra on Multi-Flex induction models.



FEATURES

Top features such as premium Schott ceramic glass surfaces, sensor touch controls, Multi-Flex zones, Keep Warm and Pause & Play settings are included in the range. With quality and performance at the forefront of design, all models are beautifully styled with a premium bevelled front edge. The Multi-Flex feature on top of the range induction models allows you to heat pans of any size, positioned anywhere on the cooktop for maximum versatility.



MULTI-FLEX

Bridge together multiple zones to suit various sizes and shapes of cookware.



FLEX PLUS

Extra wide cooking zones, perfect when cooking with a teppanyaki plate.



BOOST

Gives a boost of power for quick preheating and rapid heat-up when needed.



KEEP WARM

Keep food warm until ready to serve - great when preparing multiple meals.



PAUSE & PLAY

Easily pause and resume cooking with the touch of a button.



EASY TO USE

Designed for quick and simple operation.



TOUCH CONTROL

Simple to use allowing precise control of your cooking zones and timer functions.



TOUCH ON / OFF

One touch on / off button for added safety and control.



TIMER

Keep track of cooking with the minute minder or set an end time with the cut-off timer.



CHILD LOCK

Disable all controls except the on / off key to avoid unintended use.



OVERFLOW PROTECTION

When a spillover is detected, this feature automatically shuts down the cooktop.



HOT SURFACE INDICATOR


When finished cooking, the indicator remains on until the surface is safe to touch.



DISHWASHER SAFE

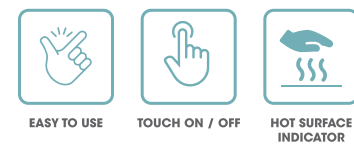
Dishwasher-friendly for quick and easy cleaning.

COOKTOPS



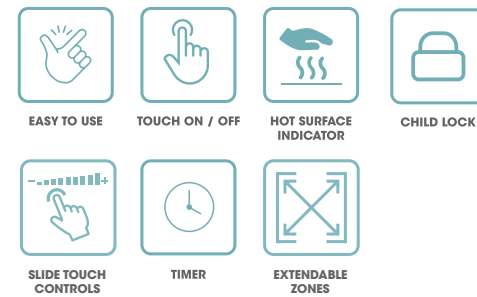
60CM 4 ZONE CERAMIC COOKTOP ECCK64

- 4 cooking zones
- 9 power settings
- Schott ceramic glass surface
- Premium bevelled front edge
- Knob controls
- Touch on / off key
- Hot surface indicators



60CM 4 ZONE CERAMIC COOKTOP ECCT64

- 4 cooking zones
- 9 power settings
- Schott ceramic glass surface
- Premium bevelled front edge
- Slide-touch control
- 99 minute timer
- Two extendable zones
- Hot surface indicators
- Child safety lock

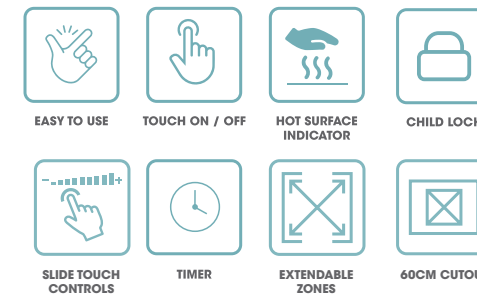


COOKTOPS



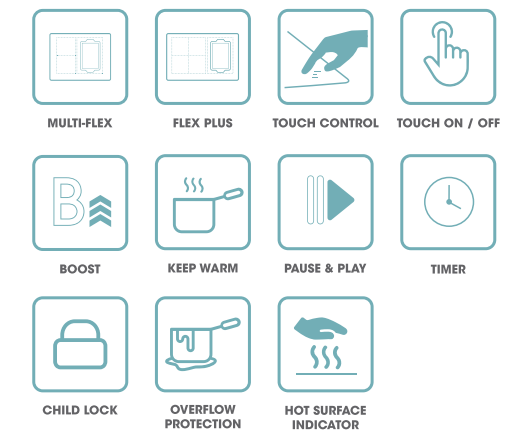
70CM 4 ZONE CERAMIC COOKTOP ECCT74

- 4 cooking zones
- 9 power settings
- Schott ceramic glass surface
- Premium bevelled front edge
- Slide-touch control
- 99 minute timer
- Two extendable zones
- Hot surface indicators
- Child safety lock
- Fits 60cm cut-out



90CM MULTI-FLEX SLIDE TOUCH INDUCTION COOKTOP IMZ96

- 6 cooking zones including 1 Multi-Flex Quad zone + 1 Flex Plus zone
- 14 power settings + Boost
- Teppanyaki mode: *Low, Medium, High*
- Keep Warm + Pause settings
- Schott ceramic glass surface
- Premium bevelled front edge
- Slide touch controls
- Touch on / off key
- 10 hour timer
- Child lock
- Pan sensors
- Overflow protection
- Hot surface indicators
- Optional teppanyaki plate

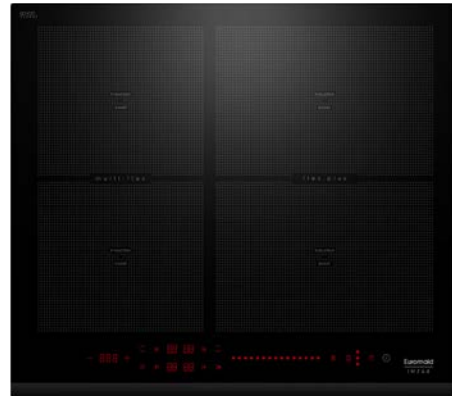
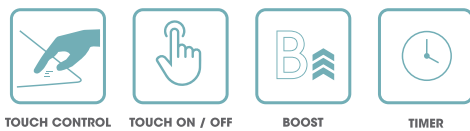


COOKTOPS



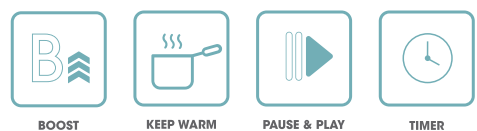
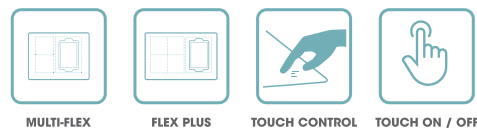
60CM 4 ZONE TOUCH CONTROL INDUCTION COOKTOP I4B64

- 4 cooking zones
- 9 power settings + Boost
- Schott ceramic glass surface
- Premium bevelled front edge
- Touch controls
- Touch on / off key
- 99 minute timer
- Child lock
- Overflow protection
- Hot surface indicators



60CM MULTI-FLEX SLIDE TOUCH INDUCTION COOKTOP IMZ64

- 4 cooking zones including 1 Multi-Flex zone + 1 Flex Plus zone
- 14 power settings + Boost
- Teppanyaki mode: *Low, Medium, High*
- Keep Warm + Pause settings
- Schott ceramic glass surface
- Premium bevelled front edge
- Slide touch controls
- Touch on / off key
- 10 hour timer
- Child lock
- Pan sensors
- Overflow protection
- Hot surface indicators
- Optional teppanyaki plate



COOKTOPS

COOKTOP ACCESSORIES



40 X 26CM TEPPANYAKI PLATE GDINTP

- Compatible with Multi-Flex cooktops, just select the teppanyaki mode for easy use
- Can be used with two different Multi-Flex power levels for maximum flexibility
- High quality 3 ply stainless steel with 4mm thickness (stainless steel + aluminium + stainless steel)
- Dishwasher-safe
- Electro-polished for a perfectly smooth easy to clean surface
- Specially designed for Flex Plus zones on Euromaid cooktops
- Suitable for ceramic, induction and gas cooktops as well as use in ovens



DISHWASHER SAFE

COOK LIKE A CHEF WITH GREATER FLEXIBILITY

Our Multi-Flex induction cooktops have the ability to bridge two or more single cooking zones for the ultimate level of flexibility. Unlike regular induction cooktops, which limit cooking to defined zones, Multi-Flex induction removes these restrictions by giving you a larger, more versatile cooking area. This allows a number of pots and pans to be placed on the cooktop at the same time without having to follow the conventional zone layout. The Flex Plus feature is especially useful for large roasting dishes and is perfectly suited to our new teppanyaki plate. Cooking with a teppanyaki plate on our Multi-Flex cooktops, is easy; select the dedicated teppanyaki mode and alter between the preset low, medium and high settings. With all of these great features at your fingertips, you'll be cooking like a chef in no time.



GAS COOKTOPS

Bring your cooking to the next level with the stylish yet functional Euromaid Eclipse Series Gas cooktops. Easily match the cooktop to suit your kitchen with our stainless steel and black glass finishes. Available in 60cm, 75cm and 90cm options to suit any size kitchen.

FEATURES

Top features such as premium flame safety device, wokburner, and tempered black glass are included in the range. With quality and performance at the forefront of design, all models are beautifully styled with a raised cast-iron trivets and Eclipse Series knob controls.



FLAME SAFETY DEVICE

The flame failure safety device will automatically shut off the gas if the flame is accidentally extinguished, ensuring optimum safety for you and your family.



WOK BURNER

The high-power wok burner delivers intense, consistent heat for creating delicious meals for the whole family in no time. Includes a dedicated wok trivet for optimum stability.



TEMPERED BLACK GLASS

Beautiful in finish and easy to clean, the stylish black glass surface will add a touch of elegance to any kitchen.



EASY TO CLEAN

Durable and easy to clean surface with removable Trivets and hard wearing Stainless Steel.



DUAL VALVE WOK BURNER

The high-power wok burner with dual valve control lets you adjust the flame from a rapid heat to a low simmer with ease, providing the ultimate level of flexibility for cooking.

COOKTOPS



60CM 4 BURNER GAS COOKTOP EC64GS

- Four Italian gas burners
- Powerful wok burner
- Raised Cast-Iron Trivets
- Eclipse Series knob controls
- Stainless Steel surface
- Automatic Ignition
- Flame safety device
- LPG conversion kit
- 2 Year warranty

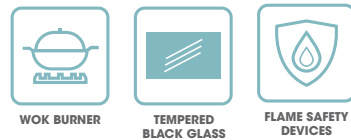


WOK BURNER EASY TO CLEAN FLAME SAFETY DEVICES



60CM 4 BURNER GAS COOKTOP EC64GB

- Four matte black Italian gas burners
- Powerful wok burner with brass cap
- Raised Cast-Iron Trivets
- Eclipse Series knob controls
- Tempered black glass surface
- Beveled front edge
- Automatic ignition
- Flame safety device
- LPG conversion kit
- High powered WOK burner - 14.4MJ/h
- 2 Year Warranty



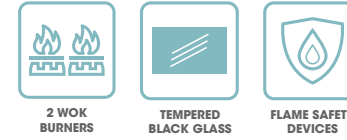
WOK BURNER TEMPERED BLACK GLASS FLAME SAFETY DEVICES

COOKTOPS



75CM 4 BURNER GAS COOKTOP EC74GTB

- Four matte black Italian gas burners
- 2 X powerful wok burner with brass caps
- Raised Cast-Iron Trivets
- Eclipse Series knob controls
- Tempered black glass surface
- Beveled front edge
- Automatic ignition
- Flame safety device
- LPG conversion kit
- 2 Year warranty

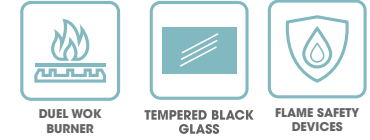


2 WOK BURNERS TEMPERED BLACK GLASS FLAME SAFETY DEVICES



90CM 5 BURNER GAS COOKTOP EC95GLB

- Five matte black Italian gas burners
- Powerful wok burner with Dual-Valve control + brass burner cap
- Raised Cast-Iron Trivets
- Eclipse Series knob controls
- Tempered black glass surface
- Beveled front edge
- Automatic ignition
- Flame safety device
- LPG conversion kit included
- 2 Year warranty



DUAL WOK BURNER TEMPERED BLACK GLASS FLAME SAFETY DEVICES

COOKTOPS



90CM 5 BURNER GAS COOKTOP EC95GLS

- Five Italian gas burners
- Powerful wok burner with Dual-Valve control
- Raised Cast-Iron Trivets
- Eclipse Series knob controls
- Stainless steel surface
- Automatic ignition
- Flame safety device
- LGP conversion kit included
- 2 Year warranty



DUEL WOK
BURNER



EASY TO CLEAN



FLAME SAFETY
DEVICES

DID YOU KNOW?

The high-power wok burner with dualvalve control lets you adjust the flame from a rapid heat to a low simmer with ease, providing the ultimate level of flexibility for cooking.





FREESTANDING DISHWASHERS

Euromaid freestanding dishwashers are a great way to complete the kitchen – next to other appliances or standing alone. Besides offering a wide variety of innovative functions and programs, they are very easy to set up and install. Match the finish of our dishwasher to suit your kitchen with the White, Black and Stainless options available.

FEATURES

Top features such as premium rapid wash, delay start and 14 place settings are included in the range. With quality and performance at the forefront of design, all models are beautifully styled with white, stainless steel and black stainless steel to suit your home.



RAPID WASH

Fast wash cycle when you need clean dishes in a hurry.



DELAY START

Operate your dishwasher at a time that suits you best with the 3,6,9,12 hour delay options.



14 PLACE SETTINGS

Larger capacity to load more items - ideal for families and dinner parties.



Wine Rack



Adjustable Basket



Large Capacity

DISHWASHERS



60CM FREESTANDING DISHWASHER E14DWW

- 14 place settings
- 6 wash programs
- 2 auxiliary functions
- 3 / 6 / 9 / 12 hour delay start
- White finish
- Electronic button controls
- LED display
- Height adjustable upper basket
- 2 adjustable plate racks
- 2 spray arms
- Overflow protection



RAPID WASH 14 PLACE SETTINGS DELAY START



60CM FREESTANDING DISHWASHER E14DWB

- 14 place settings
- 6 wash programs
- 2 auxiliary functions
- 3 / 6 / 9 / 12 hour delay start
- Black stainless steel finish
- Electronic button controls
- LED display
- Height adjustable upper basket
- 2 adjustable plate racks
- 2 spray arms
- Overflow protection



RAPID WASH 14 PLACE SETTINGS DELAY START

DISHWASHERS



60CM FREESTANDING DISHWASHER E14DWX

- 14 place settings
- 6 wash programs
- 2 auxiliary functions
- 3 / 6 / 9 / 12 hour delay start
- Stainless Steel
- Electronic button controls
- LED display
- Height adjustable upper basket
- 2 adjustable plate racks
- 2 spray arms
- Overflow protection



RAPID WASH 14 PLACE SETTINGS DELAY START

TECH SPECS /

Oven Models	EKM5S	EKD5B	EKD8B / EKD8W
Oven Functions (Top)			
Full Grill	-	-	-
Half Grill	-	-	-
Conventional	-	-	-
Base Heat	-	-	-
Oven Functions (Main)			
Full Grill	Yes	Yes	Yes
Half Grill	-	-	-
Full Grill with Fan	Yes	Yes	-
Half Grill with Fan	-	-	Yes
Conventional	-	-	Yes
Fan Assist	-	-	Yes
Fan Forced	Yes	Yes	Yes
3D Cook / Rapid Preheat	-	-	Yes
Eco	-	-	-
Pizza	-	-	-
Base Heat	-	-	Yes
Steam Clean	-	-	Yes
Pyro Clean	-	-	-
Keep Warm	-	-	-
Defrost	Yes	Yes	Yes
Light	Yes	Yes	-
Booster / Rapid Preheat	-	-	-
Control Panel			
LED Clock / Programmer	-	Touch display	Touch display
LED Colour	-	White	White
Control Type	Knob control	Knob control	Knob control
Timer			
Minute Minder	Yes	Yes	Yes
Automatic Programmed Timer	-	Yes	Yes
Child Lock	-	Yes	Yes
Oven Features			
Energy Rating (EU Standard)	'A' class	'A' class	'A' class
Actual Capacity (L)	82	82	94
Usable Capacity (L)	71	71	82
Door Glass	Triple glazed	Triple glazed	Triple glazed
Removable Inner Glass	Yes	Yes	Yes
No. of Shelf Positions	5	5	6
Cavity Cooling System	Yes	Yes	Yes
Lights	Single	Single	Twin
Accessories			
Telescopic Shelves	-	-	-
No. of Chrome Shelves	2	2	2
Deep Dish Oven Tray	-	-	1
Standard Oven Tray	1	1	1
Installation			
Installation Type	Built-in	Built-in	Built-in
Electrical Connection	10A plug	10A plug	15A hardwire
Power	220-240V / 50Hz	220-240V / 50Hz	220-240V / 50Hz
Flush Fit	Yes	Yes	Yes
Dimensions (Packed)			
Width x Height x Depth (mm)	665 x 670 x 675	665 x 670 x 675	660 x 655 x 660
Gross Weight (kg)	33.3	33.3	36.1
Dimensions (Product)			
Width x Height x Depth (mm)	594 x 595 x 567	594 x 595 x 567	594 x 595 x 567
Net Weight (kg)	31	31	32.5
Dimensions (Cut-Out)			
Width x Height x Depth (mm)	560 x 590 x 550	560 x 590 x 550	560 x 590 x 550

TECH SPECS /

Oven Models	EKDP8B	ETD13B	ETD75B
Oven Functions (Top)			
Full Grill	-	-	-
Half Grill	-	-	-
Conventional	-	-	-
Base Heat	-	-	-
Oven Functions (Main)			
Full Grill	Yes	Yes	Yes
Half Grill	-	Yes	-
Full Grill with Fan	Yes	Yes	Yes
Half Grill with Fan	-	-	Yes
Conventional	Yes	Yes	Yes
Fan Assist	Yes	Yes	Yes
Fan Forced	Yes	Yes	Yes
3D Cook / Rapid Preheat	-	Yes	-
Eco	-	Yes	-
Pizza	-	Yes	-
Base Heat	Yes	Yes	Yes
Steam Clean	-	Yes	Yes
Pyro Clean	Yes	-	-
Keep Warm	Yes	Yes	-
Defrost	-	Yes	Yes
Light	-	-	-
Booster / Rapid Preheat	-	Yes	Yes
Control Panel			
LED Clock / Programmer	Touch display	Touch display	Touch display
LED Colour	White	White	White
Control Type	Knob control	Touch control	Touch control
Timer			
Minute Minder	Yes	Yes	Yes
Automatic Programmed Timer	Yes	Yes	Yes
Child Lock	Yes	Yes	Yes
Oven Features			
Energy Rating (EU Standard)	'A' class	'A' class	'A' class
Actual Capacity (L)	94	94	68
Usable Capacity (L)	82	82	85
Door Glass	Triple glazed	Triple glazed	Triple glazed
Removable Inner Glass	Yes	Yes	Yes
No. of Shelf Positions	6	6	5
Cavity Cooling System	Yes	Yes	Yes
Lights	Twin	Twin	Single
Accessories			
Telescopic Shelves	1 full extension	1 full extension	1 full extension
No. of Chrome Shelves	2	2	2
Deep Dish Oven Tray	1	1	1
Standard Oven Tray	1	1	1
Installation			
Installation Type	Built-in	Built-in	Built-in
Electrical Connection	15A hardwire	15A hardwire	15A hardwire
Power	220-240V / 50Hz	220-240V / 50Hz	220-240V / 50Hz
Flush Fit	Yes	Yes	Yes
Dimensions (Packed)			
Width x Height x Depth (mm)	660 x 655 x 660	660 x 655 x 660	815x655x650
Gross Weight (kg)	33.3	33.3	47.0
Dimensions (Product)			
Width x Height x Depth (mm)	594 x 595 x 567	594 x 595 x 567	750x588x540
Net Weight (kg)	31	31	440
Dimensions (Cut-Out)			
Width x Height x Depth (mm)	560 x 590 x 550	560 x 590 x 550	710x586x550

Oven Models	EKDO84B	EDT90B
Oven Functions (Top)		
Full Grill	Yes	Yes
Half Grill	Yes	Yes
Conventional	Yes	Yes
Base Heat	Yes	Yes
Oven Functions (Main)		
Full Grill	Yes	Yes
Half Grill	-	Yes
Full Grill with Fan	-	Yes
Half Grill with Fan	Yes	-
Conventional	Yes	Yes
Fan Assist	Yes	Yes
Fan Forced	Yes	Yes
3D Cook / Rapid Preheat	Yes	Yes
Eco	-	-
Pizza	-	Yes
Base Heat	Yes	-
Steam Clean	Yes	-
Pyro Clean	-	-
Keep Warm	-	-
Defrost	Yes	Yes
Light	-	Yes
Booster / Rapid Preheat	-	Yes
Control Panel		
LED Clock / Programmer	Touch display	Touch display
LED Colour	White	White
Control Type	Knob control	Knob control
Timer		
Minute Minder	Yes	Yes
Automatic Programmed Timer	Yes	Yes
Child Lock	Yes	Yes
Oven Features		
Energy Rating (EU Standard)	'A' class	'A' class
Actual Capacity (L)	42 (top) / 82 (main)	105
Usable Capacity (L)	38 (top) / 71 (main)	110
Door Glass	Triple glazed	Triple glazed
Removable Inner Glass	Yes	Yes
No. of Shelf Positions	4 (top) / 5 (main)	4
Cavity Cooling System	Yes	Yes
Lights	1 (top) / 1 (main)	Twin
Accessories		
Telescopic Shelves	1 full extension	1 full extension
No. of Chrome Shelves	1 (top) / 2 (main)	2
Deep Dish Oven Tray	1	1
Standard Oven Tray	1	1
Installation		
Installation Type	Built-in	Built-in
Electrical Connection	15A hardwire	15A hardwire
Power	220-240V / 50Hz	220-240V / 50Hz
Flush Fit	Yes	Yes
Dimensions (Packed)		
Width x Height x Depth (mm)	660 x 950 x 660	955 x 560 x 660
Gross Weight (kg)	57	59.0
Dimensions (Product)		
Width x Height x Depth (mm)	594 x 890 x 567	899 x 480 x 550
Net Weight (kg)	54.1	55.0
Dimensions (Cut-Out)		
Width x Height x Depth (mm)	560 x 880 x 550	900 x 482 x 570

Cooktop Models	ECCK64	ECCT64	ECCT74			
Cooktop Features						
Cooking Zones	4	4	4			
Power Levels	9	9	9			
Cooking Surface	Schott ceramic glass	Schott ceramic glass	Schott ceramic glass			
Bevelled Front Edge	Yes	Yes	Yes			
Controls	Slide-touch control	Slide-touch control	Slide-touch control			
Safety Features						
On / Off Key	Yes	Yes	Yes			
Hot Surface Indicator	Yes	Yes	Yes			
Automatic Safety Switch-Off	Yes	Yes	Yes			
Child Safety Lock	-	Yes	Yes			
Cooking Zones						
	Diameter	Output	Diameter	Output	Diameter	Output
Front Left	200mm	1.8kW	230mm	1.1 / 2.2 kW	230mm	1.1 / 2.2 kW
Front Centre	-	-	-	-	-	-
Front Right	165mm	1.2kW	165mm	1.2kW	165mm	1.2kW
Rear Left	200mm	1.8kW	270*165mm	1.0 - 2.0kW	270*165mm	1.0 - 2.0kW
Rear Centre	-	-	-	-	-	-
Rear Right	165mm	1.2kW	165mm	1.2kW	165mm	1.2kW
Flexi Cooking Zones						
Flexi Zone Left	-	-	-	-	-	-
Flexi Zone Centre	-	-	-	-	-	-
Flexi Zone Right	-	-	-	-	-	-
Total power - all cooking zones (kW)	-	-	6.6	-	6.6	-
Installation						
Rated Voltage	220-240V / 50 or 60Hz	220-240V / 50 or 60Hz	220-240V / 50 or 60Hz			
Installed Power (kW)	6.0	6.6	6.6			
Installation Type	Top mounted	Top mounted	Top mounted			
Dimensions (Packed)						
Width x Height x Depth (mm)	660 x 120 x 590	660 x 120 x 590	775 x 125 x 610			
Gross Weight (kg)	8.6	8.6	8.6			
Dimensions (Product)						
Width x Height x Depth (mm)	590 x 50 x 520	590 x 50 x 520	700 x 50 x 520			
Net Weight (kg)	7.8	7.8	7.8			
Dimensions (Cut-Out)						
Width x Height x Depth (mm)	560 x 50 (min.) x 490	560 x 50 (min.) x 490	560 x 50 (min.) x 490			

TECH SPECS /

Cooktop Models	I4B64	IMZ96	IMZ64			
Cooktop Features						
Cooking Zones	4	6	4			
Flexi Zones	-	3	2			
Power Levels	9	14	14			
Boost	Yes - 4 zones	Yes - 6 zones	Yes - 4 zones			
Teppanyaki Zones	-	1	1			
Teppanyaki Power Levels	-	3	3			
Keep Warm	-	Yes	Yes			
Pause / Recall	-	Yes	Yes			
Cooking Surface	Schott ceramic glass	Schott ceramic glass	Schott ceramic glass			
Bevelled Front Edge	Yes	Yes	Yes			
Controls	Touch control	Touch control (one touch wake)	Touch control (one touch wake)			
Cooking Timer	99 minutes	10 hours	10 hours			
Safety Features						
On / Off Key	Yes	Yes	Yes			
Hot Surface Indicator	Yes	Yes	Yes			
Automatic Safety Switch-Off	Yes	Yes	Yes			
Child Safety Lock	Yes	Yes	Yes			
Cooking Zones						
	Diameter	Output	Diameter	Output	Diameter	Output
Front Left	210mm	2.3 / 3.0kW (Boost)	220 x 200mm	2.0 / 3.0kW (Boost)	220 x 200mm	2.0 / 3.0kW (Boost)
Front Centre	-	-	220 x 200mm	2.0 / 3.0kW (Boost)	-	-
Front Right	160mm	1.2 / 1.5kW (Boost)	280 x 200mm	2.0 / 3.0kW (Boost)	280 x 200mm	2.0 / 3.0kW (Boost)
Rear Left	160mm	1.2 / 1.5kW (Boost)	220 x 200mm	2.0 / 3.0kW (Boost)	220 x 200mm	2.0 / 3.0kW (Boost)
Rear Centre	-	-	220 x 200mm	2.0 / 3.0kW (Boost)	-	-
Rear Right	180mm	1.8 / 2.1kW (Boost)	280 x 200mm	2.0 / 3.0kW (Boost)	280 x 200mm	2.0 / 3.0kW (Boost)
Flexi Cooking Zones						
Flexi Zone Left	-	-	400 x 200mm	3.0 / 3.6kW (Boost)	400 x 200mm	3.0 / 3.6kW (Boost)
Flexi Zone Centre	-	-	400 x 200mm	3.0 / 3.6kW (Boost)	-	-
Flexi Zone Right	-	-	400 x 280mm	3.0 / 4.0kW (Boost)	400 x 280mm	3.0 / 4.0kW (Boost)
Total power - all cooking zones (kW)	7.2		10.8		7.2	
Installation						
Rated Voltage	220-240V / 50 or 60Hz		220-240V / 50 or 60Hz		220-240V / 50 or 60Hz	
Installed Power (kW)	7.2		10.8		7.2	
Installation Type	Top mounted		Top mounted		Top mounted	
Dimensions (Packed)						
Width x Height x Depth (mm)	650 x 115 x 580		975 x 135 x 620		675 x 135 x 620	
Gross Weight (kg)	9.4		19.7		13.9	
Dimensions (Product)						
Width x Height x Depth (mm)	590 x 58 x 520		900 x 58 x 520		590 x 58 x 520	
Net Weight (kg)	-		17.2		11.6	
Dimensions (Cut-Out)						
Width x Height x Depth (mm)	560 x 58 (min.) x 490		860 x 58 (min.) x 490		560 x 58 (min.) x 490	

TECH SPECS /

Cooktop Models	EC64GS	EC64GB	EC74GTB
Cooktop Features			
Gas Burners	4	4	4
Wok Burner	Yes	Yes	2
Wok Trivet	Yes	Yes	Yes
Cooking Surface	Stainless Steel	Tempered Black Glass	Tempered black glass
Trivets	Cast-Iron	Cast-Iron	Cast-Iron
Controls	Rotary knob	Rotary knob	Rotary knob
Safety Features			
Flame Safety Device	Yes	Yes	Yes
Automatic Ignition	Yes	Yes	Yes
Burner Types			
	Output		Output
Front Left - Wok	14.4MJ	14.4MJ	14.4MJ
Front Right - Auxiliary	3.9MJ	3.9MJ	3.9MJ
Rear Left - Semi Rapid	6.6MJ	6.6MJ	6.6MJ
Rear Right- Semi Rapid	6.6MJ	6.6MJ	14.4MJ
Total Output	31.5	31.5	39.5
Installation			
Rated Voltage	220-240V / 50 or 60Hz		220-240V / 50 or 60Hz
Connection	10A plug		10A plug
Installation Type	Top mounted		Top mounted
Dimensions (Packed)			
Width x Height x Depth (mm)	660 x 180 x 600		840 x 180 x 600
Gross Weight (kg)	16		20.5
Dimensions (Product)			
Width x Height x Depth (mm)	580 x 83* x 500		780 x 105* x 521
Net Weight (kg)	14.5		18.5
Dimensions (Cut-Out)			
Width x Height x Depth (mm)	560 x 35(min.) x 480		740 x 45(min.) x 480

Cooktop Models	EC95GLB	EC95GLS
Cooktop Features		
Gas Burners	5	5
Wok Burners	Yes	Yes
Dual-valve control	Yes	Yes
Wok Trivet	Yes	Yes
Cooking Surface	Tempered black glass	Stainless Steel
Trivets	Cast-Iron	Cast-Iron
Controls	Rotary knob	Rotary knob
Safety Features		
Flame Safety Device	Yes	Yes
Automatic Ignition	Yes	Yes
Burner Type		
	Output	Output
Front Left - Wok	16.0MJ	16.0MJ
Front Centre - Auxiliary	3.9MJ	3.9MJ
Rear Centre - Rapid	10.8MJ	10.8MJ
Front Right - Semi Rapid	6.6MJ	6.6MJ
Rear Right- Semi Rapid	6.6MJ	6.6MJ
Total	43.9	43.9
Installation		
Rated Voltage	220-240V / 50 or 60Hz	220-240V / 50 or 60Hz
Installed Power (kW)	10A plug	10A plug
Installation Type	Top mounted	Top mounted
Dimensions (Packed)		
Width x Height x Depth (mm)	940 x 180 x 600	940 x 180 x 600
Gross Weight (kg)	22.5	20.5
Dimensions (Product)		
Width x Height x Depth (mm)	880 x 105* x 521	860 x 83* x 500
Net Weight (kg)	19.5	19.5
Dimensions (Cut-Out)		
Width x Height x Depth (mm)	840 x 45(min.) x 480	840 x 35(min.) x 480

Dishwasher Models	E14DWW	E14DWB	E14DWX
Dishwasher Features			
Finish	White	Black stainless steel	White
Place Settings	14	14	14
Display	LED indicators	LED indicators	LED indicators
Controls	Electronic buttons	Electronic buttons	Electronic buttons
Control Panel Finish	White	Black stainless steel	Stainless Steel
Upper Basket Type	Height adjustable	Height adjustable	Height adjustable
Cutlery Basket	Included	Included	Included
No. of Spray Arms	2	2	2
Adjustable Plate Holders	2	2	2
Adjustable Mug Shelves	1	1	1
Drying System	Natural	Natural	Natural
Delay Start	3 / 6 / 9 / 12 hours	3 / 6 / 9 / 12 hours	3 / 6 / 9 / 12 hours
Floor protection	Overflow sensor	Overflow sensor	Overflow sensor
Rinse Aid Indicator	Yes	Yes	Yes
Inner Tub Material	Polycarbonate	Stainless steel	Polycarbonate
Filter Type	3 stage	3 stage	3 stage
Programs			
Program 1	Intensive 60°	Intensive 60°	Intensive 60°
Program 2	Heavy 55°	Heavy 55°	Heavy 55°
Program 3	ECO 45°	ECO 45°	ECO 45°
Program 4	90min 65°	90min 65°	90min 65°
Program 5	Glass 42°	Glass 42°	Glass 42°
Program 6	Rapid 40°	Rapid 40°	Rapid 40°
Auxiliary Functions			
Function 1	Half load	Half load	Half load
Function 2	Extra drying	Extra drying	Extra drying
Specifications			
Electrical Connection	10A plug	10A plug	10A plug
Power	220 - 240V / 50Hz	220 - 240V / 50Hz	220 - 240V / 50Hz
Total Wattage	2100W	2100W	2100W
Heating Element	1800W	1800W	1800W
Motor	Universal	Universal	Universal
MEPS Energy Rating	3 stars	3 stars	3 stars
Annual Energy Usage	267kWh	287kWh	267kWh
WELS Water Rating	4.5 stars	4.5 stars	4.5 stars
Litres Per Wash Cycle	10.7 litres	12.3 litres	10.7 litres
Noise Level	49dB-	49dB	49dB-
Dimensions			
Product boxed (mm)	645 x 890 x 645	645 x 890 x 645	645 x 890 x 645
Product un-boxed (mm)	598 x 845 - 860 x 595	598 x 845 - 860 x 595	598 x 845 - 860 x 595
Cut-out (mm)	600 x 850 - 870 x 600	600 x 850 - 870 x 600	600 x 850 - 870 x 600
Weight			
Product boxed (kg)	48.5	48.5	48.5
Product un-boxed (kg)	44.5	44.5	44.5
Warranty			
2 Years	Parts and labour	Parts and labour	Parts and labour

Euromaid
eclipse series

Glen Dimplex 
AUSTRALIA

GLEN DIMPLEX AUSTRALIA PTY LTD
8 Lakeview Drive, Scoresby VIC 3179
Phone: 1800 333 244
Email: customer.care.ha@glendimplex.com.au
Website: euromaid.com.au

Glen Dimplex Australia's policy is one of continuous development and improvement. We reserve the right to change specifications without prior notice.

EURPOS472



/Euromaid



@euromaid